

# Operation Phoenix



UBISOFT TORONTO

**NEXT**





# Mission Overview

Mission: A quill of great importance was used hundreds of years ago to write the scrolls in a little-known basilica in Tuscany, the Basilica Florencia de Santa Maria. This quill feather was reported to have come from the mythical creature known as the Phoenix. It is your mission to recover the quill housed in the crypt of the Basilica. You have been tasked with locating the quill and returning to your interested buyer who wants to use the DNA found in the quill to clone the legendary creature.

The cathedral is situated inside a walled garden compound with several lush gardens and manicured grounds along with the abandoned stables and the residence of the bishop. The Basilica is guarded with several roaming guards. The player starts the level by entering the compound through some loose bricks on the outer walled garden. From the raised tower, the location of the stables, bishop's residence, and basilica as well as the guards can be viewed. It is here that a monk has buried a note indicating the quill can be found in the lower-level crypt. There are two directions to exit the guarded fountain garden and access the basilica. To the north through the statue garden, stables, and maze or to the south through the meditation garden and bishops' residence. There is a gardener on the south side who has been paid to provide information as to where the key for the locked south entrance can be found. On the other side of the stables the guard's reports can be accessed noting that there is a second entry point to the basilica through the broken window on the north side. Once entry is made into the basilica, the quill can be found in the highly-guarded lower-level crypt.



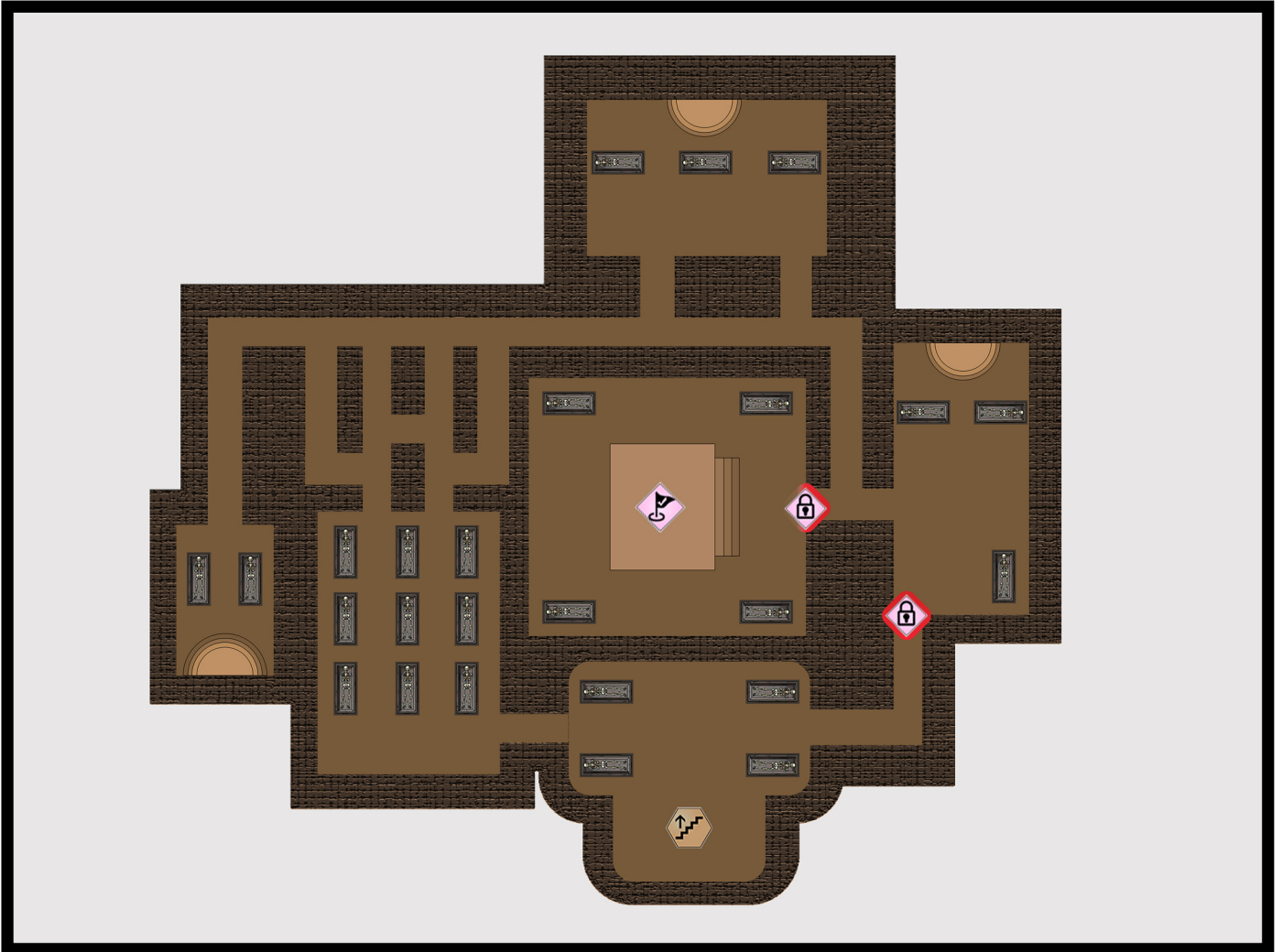


# Operation Phoenix

UBISOFT TORONTO

**NEXT**

## B1 Crypt Overview



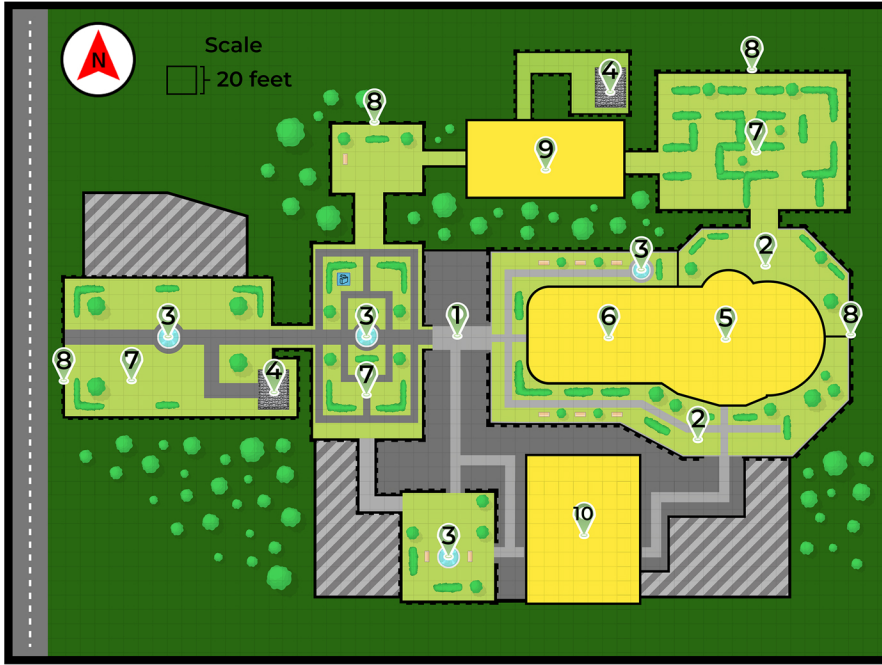


# Operation Phoenix

UBISOFT TORONTO

**NEXT**

## F1 References



1 Cathedral Entrance



2 Cathedral Garden



3 Cathedral Crypt Entrance



4 Stone Tower



5 Courtyard Fountain



6 Cathedral Entrance




7 Gardens & Hedges



8 Stone Walls



## B1 References




9 Stables




10 Rectory



11 Crypt Tomb



12 Cathedral Crypt

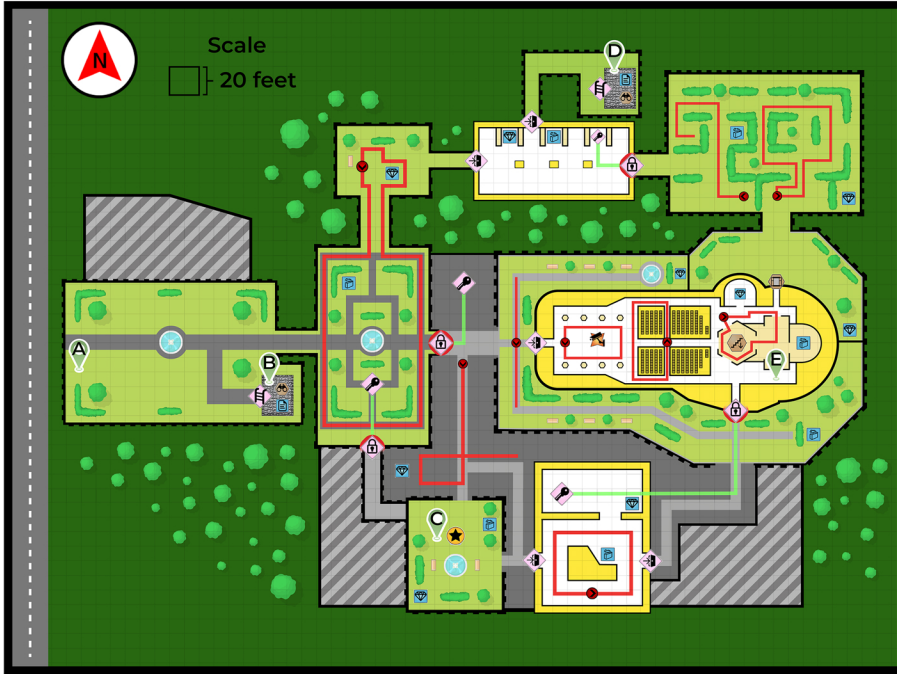




# Operation Phoenix

UBISOFT TORONTO

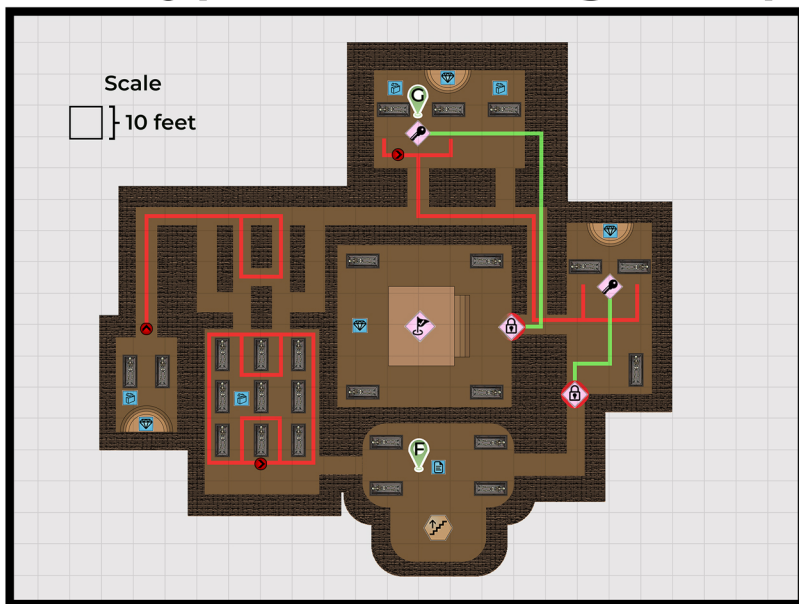
## NEXT 1F Walkthrough Map



## Notes

- A** A. Loose bricks found on the west exterior wall of the exterior garden allow easy access to the Basilica compound.
- B** B. A tower in the walled garden provides a vantage point to survey the interior hedged garden and it is here that one of the monks has buried a note indicating the quill is in the crypt of the Basilica and that the gardener can provide valuable information.
- C** C. The cleaner mentioned he heard that the key to the locked south entrance is in the Bishop's study.
- D** D. A tower behind the stable gives an additional vantage point to survey the maze and is the location of the guards' reports, one indicating a window was broken on the northeast side of the Basilica.
- E** E. An ancient writing engraved on the side of the cathedral wall indicates that entrance of the crypt is at the bottom of the stairs.
- F** F. A Bible at the entrance of the crypt has a page dedicated to the quill and its location within the crypt.
- G** G. A stone statue of a Phoenix, if pulled, it acts as a lever to open the crypt room containing the quill.

## B1 Crypt Walkthrough Map



## Legend

